


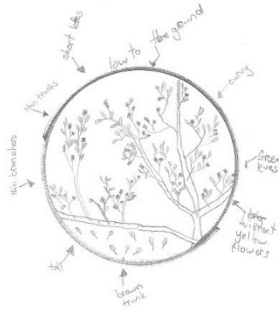


First Contacts STAGE 2 Kamay Botany Bay EEC Distance Learning

18/03/20

Big ideas <ul style="list-style-type: none">The Aboriginal people lived on the land for thousands of years before James Cook arrived in 1770 at Botany Bay. What happened when Cook first met the Aboriginal people at Kurnell?	Overview <p>These activities will explore some aspects of life for the Aboriginal people before the arrival of James Cook in 1770 and the perspectives of the people involved.</p>
Activities <ol style="list-style-type: none">Explore the 360 Virtual Reality Kamay tour. There are 12 sites. Use your mouse to look around the 360 view. Click on the arrow to move to the next site.<ol style="list-style-type: none">List 3 plants that were used by the Aboriginal people. What were they used for?List 3 types of food that the Aboriginal people gathered from or near the bayPerspectives. What do you think the Aboriginal people would have been thinking or feeling when they saw this strange ship arrive in Botany Bay? <div data-bbox="224 1007 672 1348"></div> <p data-bbox="302 1364 571 1396">Artist: Catherine Hill</p> <div data-bbox="741 997 1319 1324"></div> <p data-bbox="795 1364 1108 1396">Artist: Jo-anne Breneger</p>	Links <p>SYDStories: Gamay https://www.sydstories.com.au/#/chapter/1</p> <p>Virtual Reality Kamay https://sites.google.com/education.nsw.gov.au/experience-kamay-vr/home</p> <p>History and Aboriginal Education resources https://botanybay-e.schools.nsw.gov.au/news/2020/2/vr-experience-kamay.html</p> <p>The making of a bark canoe https://vimeo.com/377690633</p> <p>Apple iBooks: Our Home Parts 1 and 2 https://books.apple.com/au/author/sarah-kauffman/id1340655937</p> <p>Book: Meet Captain Cook by Rae Murdie</p> <div data-bbox="1859 925 2083 1404"></div>

3. **Be a Botanist.** Joseph Banks investigated xx new plants. With no cameras, Banks had to draw or paint what he saw. Go outside to look at a plant. Pretend you have never seen it before. Draw what you see. Add labels to describe the colour, size and texture of the plant.



4. Compare the **design and technology** used to make the traditional bark canoe and the Endeavour. What are the differences? What was the purpose of each watercraft?



Mini project

Go outside to collect some natural objects. Use these items to make a bark canoe or the Endeavour

